

Safety Scalpel Instructions

No. 10006-12 Safety Scalpel Handle #3

No. 10010-10 Safety Scalpel Blade Cartridges #10

No. 10011-10 Safety Scalpel Blade Cartridges #11

No. 10015-10 Safety Scalpel Blade Cartridges #15

USA

(800) 521-2109 / (650) 349-1636

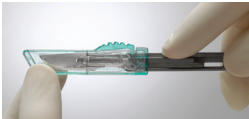
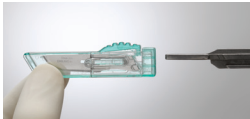
Canada / International

(800) 665-5355 / (604) 980-2481

Europe

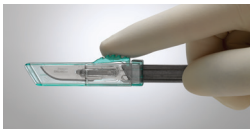
+49 (0) 62 21-90 50 50

1. Attaching Blade




Hold blade cartridge by front of safety window. With ruler side of handle facing you, insert handle into blade cartridge between center slots.

2. Exposing Blade




Press top button of cartridge window.

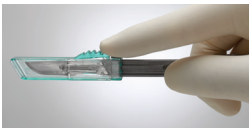


Slide back until it locks for full blade exposure.

3. Covering Blade

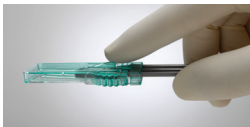


Press top button of cartridge window.



Slide cover forward until it locks.

4. Ejecting Blade Cartridge



Press release button on side of cartridge window.



Slide cartridge forward to eject.